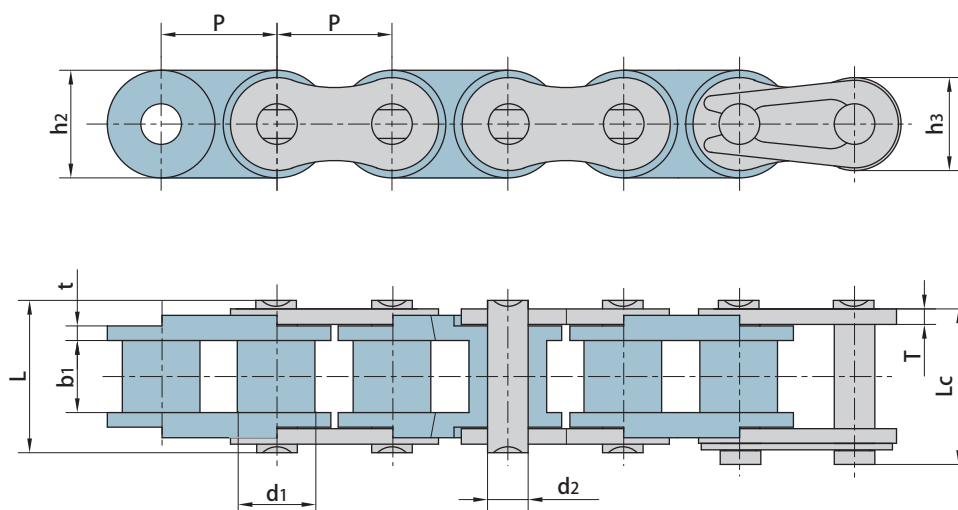


Plastic chains

Engineering plastic inner link light-duty conveyor chains

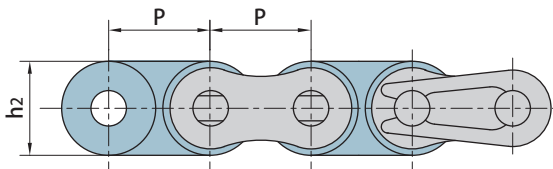


Donghua Chain No.	Pitch	Roller diameter	Width between inner plates	Pin diameter	Pin length		Inner plate depth		Plate thickness	Ultimate tensile strength
	P	d1 max	b1 min	d2 max	L max	Lc max	h2 max	h3 max	t/T	Q min
	mm	mm	mm	mm	mm	mm	mm	mm	mm	kN/lbf
04CPSa	6.350	3.30	3.10	2.31	7.9	8.4	6.0	5.06	0.80	0.6/136
06CPSa	9.525	5.08	4.68	3.58	12.4	13.2	9.0	7.80	1.30	1.1/250
08APSa	12.700	7.92	7.85	3.96	16.6	17.8	12.0	10.40	1.50	2.5/568
10APSa	15.875	10.16	9.40	5.08	20.7	22.2	15.1	13.00	2.03	3.5/795
12APSa	19.050	11.91	12.57	5.94	25.9	27.7	18.0	15.60	2.42	4.5/1023
16APSa	25.400	15.88	15.75	7.92	32.7	35.0	24.0	20.50	3.25	7.5/1023
08BPSa	12.700	8.51	7.75	4.45	16.7	18.2	11.8	10.60	1.60	2.5/568
10BPSa	15.875	10.16	9.65	5.08	19.5	20.9	14.7	13.70	1.70	2.8/629
12BPSa	19.050	12.07	11.68	5.72	22.5	24.2	16.0	15.00	1.85	4.2/1023
16BPSa	25.400	15.88	17.02	8.28	36.1	37.4	21.0	21.00	4.15/3.10	7.5/1023

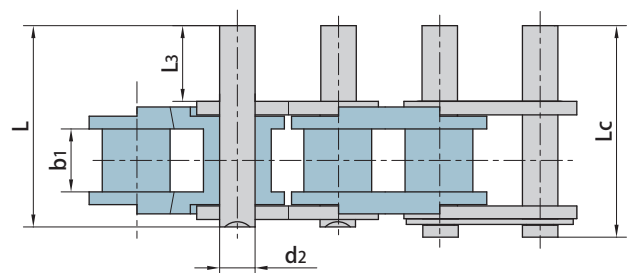
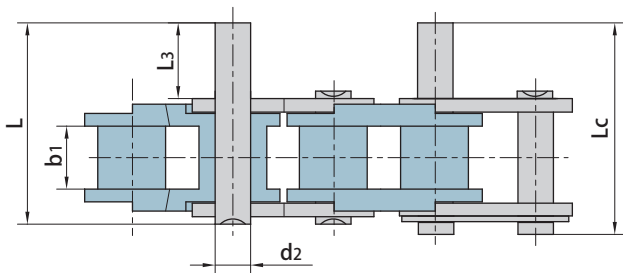
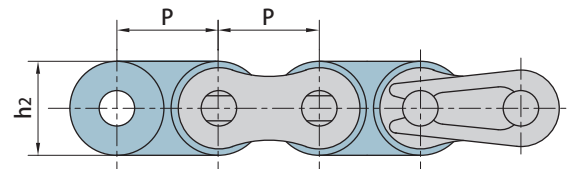
Plastic chains

Engineering plastic inner link light-duty conveyor chains

D-1

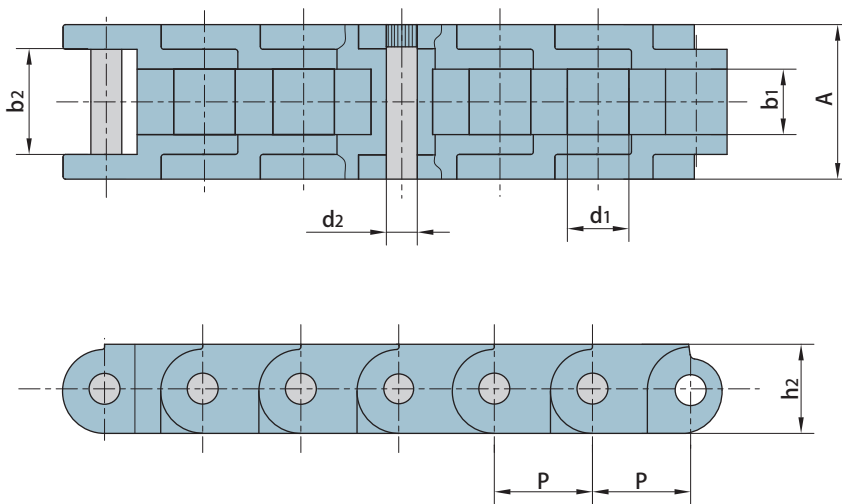


D-3



Donghua Chain No.	P	b1	d2	h2	L3	L	Lc
	mm	mm	mm	mm	mm	mm	mm
06CPSa	9.525	4.68	3.58	9.0	9.5	20.8	21.6
08APSa	12.700	7.85	3.96	12.0	9.5	25.1	26.2
10APSa	15.875	9.40	5.08	15.1	11.9	31.3	33.1
12APSa	19.050	12.57	5.94	18.0	14.3	38.6	40.6
16APSa	25.400	15.75	7.92	24.0	19.1	50.3	53.3
08BPSa	12.700	7.75	4.45	11.8	9.5	25.1	26.6
10BPSa	15.875	9.65	5.08	14.7	11.9	30.1	31.5
12BPSa	19.050	11.68	5.72	16.0	14.3	35.4	37.1
16BPSa	25.400	17.02	8.28	21.0	19.1	53.0	54.3

Plastic chains



Donghua Chain No.	P	b1	b2	d2	d1	A	h2	Max allowed load
	mm	mm	mm	mm	mm	mm	mm	kN/lbf
PD60	19.05	12.7	20.7	6	11.94	30	17.3	0.88/198